



Cyclone safety

Around your home

Practical tips to protect homes and keep those sheltering in them safe from cyclone damage.

Cyclone season in Northwest Australia typically runs from November to April although warmer ocean temperatures may extend it. On average two cyclones have crossed the coast of Western Australia each season.





Some useful tips and checklists are provided to ensure you are prepared to protect yourselves and your properties from cyclones and associated damaging winds and rainfall. Each section has links to more comprehensive resources.





Before a cyclone

Inspect, maintain, protect and upgrade structures

A building professional should be engaged to inspect key structural elements and check water-tightness of roofs. This should occur every seven to ten years or sooner if roofing is removed or after any damaging event such as a cyclone or earthquake.

Particular concerns to look for and have fixed:







-  Corrosion of steel and concrete reinforcement.
-  Rot or termite attack in timber.
-  Damage to flashings that can lead to large amounts of water entering your home.
-  Rusted or loosened fixings including roofing screws and bolts.

-  Fit glass doors and windows with permanent cyclone screens where possible.
-  Trim tree branches that are weak or hanging over buildings.
-  Seek professional advice on installing tie-down points for vehicles and trailers.
-  Seek professional advice on constructing a strong room (ie a strengthened bathroom).

Prepare a cyclone emergency kit

Running water, internet, mobile phone coverage, fuel stations and electricity may not be available in the days following a severe cyclone/storm. An emergency kit will assist you during these days.

Emergency kit (as a minimum)

-  Emergency contact details, important identification and insurance documents (in a waterproof bag).
-  First-aid kit.
-  Battery-operated radio and torch/light and spare batteries (in sufficient quantities and not expired).
-  Protective clothing, spare clothes, toiletries and sanitary supplies.
-  At least five days worth of bottled water, medication and non-perishable food for everyone in the home.
-  Cash and phone chargers.

Important resources: Before a cyclone

[Prepare your family, home, pets and animals for tropical cyclone season](#)

[Is your site ready for cyclone season?](#)

[Strengthen your house to weather the storm](#)



[Cyclone preparedness guide including checklists:](#)

- [Inspection and maintenance](#)
- [Preparing your property](#)






If a cyclone is approaching

Monitor the situation

-  Visit the Emergency WA website or keep your battery-powered radio tuned for announcements.
-  Follow any advice given by the Department of Fire and Emergency Services (DFES).

Secure what is left outside




Tropical cyclones are strong enough to send anything from caravans to trees flying through the air. To reduce the risk of projectiles:

-  Securely store outdoor furniture, trampolines, shade sails or other items that a cyclone may blow about.
-  Park caravans, boats and trailers in wind rated sheds or tie them down securely after seeking professional advice (what to use and where to attach).
-  If you have temporary cyclone screens for doors and windows fit them now.

Be ready to act

If you are in the predicted path of a tropical cyclone, be ready to enact your cyclone plan.

Cyclone plan

-  If you are in a storm tide-prone area, re-locate to a safer place BEFORE the cyclone.
-  If you are not in a storm tide-prone area and are staying put, know where to hide. A small room central in your home with no or small windows is ideal for shelter if you don't have a strong room built. Bed mattresses can provide further protection.
-  Stay away from windows, glass doors and other areas where debris can easily break through. Don't approach even if rainwater is coming in.

Important resources: Cyclone approaching

[Current hazards or incidents on Emergency WA](#)




[General cyclone preparedness](#)

[Get prepared, stay informed and keep safe during cyclone season](#)



After a cyclone has passed

When the winds die down there are new hazards that present themselves. Keep yourself safe by continuing to practice caution and remember to:






-  Check for official advice. A red alert means to shelter indoors. It can remain for some time to keep the community safe.
-  Avoid turning on electrical and gas appliances until licensed professionals have performed all necessary checks.
-  Follow Building and Energy safety advice when using a generator or gas appliance.

If you require welfare or support, call the Disaster Recovery Hotline on 1800 032 965.

If a property is not tenable, the lease has effectively ended. Consumer Protection can offer further assistance on 1300 304 054.

Venturing outside

Be aware of risks and hazards outside and keep safe by following the below advice:

-  Stay at least 8 meters away from fallen power lines and avoid contact with exposed electrical items including solar panels. Assume all wiring is live!
-  Avoid disturbing any items that have the appearance of asbestos.
-  Beware of contaminated water from debris and bacteria and mould in homes.
-  Prepare for increased activity of snakes, mosquitos, rodents, spiders and flies.
-  NEVER use portable gas-fuelled equipment and generators inside. Only use them in outside well ventilated areas and be aware of carbon monoxide poisoning symptoms such as headaches, dizziness, weakness, nausea and confusion.

Important resources: After a cyclone

[Cleaning up after cyclones, storms or floods](#)

[Hazards after cyclones and floods](#)

[Cautions when using generators, gas equipment and other portable advices](#)

[Advice on major damage to your rental property](#)
[Disaster and emergency support services](#)



Disclaimer – The information contained in this fact sheet is provided as general information and a guide only. It should not be relied upon as legal advice or as an accurate statement of the relevant legislation provisions. If you are uncertain as to your legal obligations, you should obtain independent legal advice.

